

MOUNTING REFERENCE GUIDE

Monitoring and PDMS Mounting Solutions for Löwenstein Leon plus

CIM Cable Integrated Mounting System



THINK BEFORE
YOU PRINT



Content

General notes	3
Product highlights	4
How to create part numbers	5
Load capacity support arm and monitor adaptation	7
Monitor mount	
Extended pivot arm heavy load	8
Short height adjustable arm	10
Bracket and keyboard tray	
Extended pivot arm heavy load with W-bracket	12
Short height adjustable arm with W-bracket	14

General notes

Product safety

CIM med® medical mounting solutions for anaesthesia machines are designed and tested to the most exacting of standards, are CE marked and adhere to the regulations (EU) 2017/745 (MDR). EN 60601-1 compliancy forms the basis of everything we do, to ensure that you and your customer get the safest, most beneficial solutions available in the world today.

Each arm is earthed back to the carts own earthing system. The arms can be restricted in movements to protect elements of the cart like rotameters, screens and cylinder manifolds. This also helps tip test conformity.

We have taken the time and effort to carry out all other testing such as static and dynamic load testing in combination with your anaesthesia cart. This is an essential part of medical compliance. We consider it our responsibility to ensure that the CIM configuration offered in this mounting reference guide, is tested, stable and safe. We will never supply you with a solution that is not 100% compliant. It is important that the maximum load carrying capacity for the anaesthesia machine as stated by the manufacturer, is not exceeded when using multiple configurations.

Please ask for a variety of TÜV-tested mounting solutions for anaesthesia applications. A declaration of conformity as well as the TÜV report can be provided on request: enquiry@cim-med.com

Mounting positions

Monitoring and PDMS can be mounted on the left and on the right side of the Löwenstein Leon plus. Available configurations and possible loading may depend on the mounting side.

Product marking

MD A stand-alone product that is already classified as a medical product class 1 before being integrated into an overall medical device. The product is CE-marked. A declaration of conformity is available.

~~MD~~ Accessories or spare parts that have no independent function and are therefore not subject to the MDR. These products are not CE-marked. A declaration of conformity is not required.

Warranty

All CIM products have a 5-year warranty to be free of defects in material and functionality from the date of delivery.

Product highlights

Non-height adjustable arm

Pivot and extended pivot arms offer **full cable integration** and easy cleaning for **infection control** in all critical care areas in the clinical environment. Our **5-years warranty** guarantees reliable, trouble-free and maintenance-free operation. The swivel function at the fixing point as well as the **tilt/ swivel function** of the monitor adaptation offers optimum positioning of your device. The extended pivot arm is a two-part arm with central pivot point between the two arm sections. All bottom-mounted monitors have the safety feature of a **20° tilt stop**.

Height adjustable arm

The height adjustable arm offers **full cable integration**, one-wipe clean surfaces and our **5-year warranty** on the entirety of the product. Vertically and horizontally adjustable, the arm offers optimal positioning of your device. A constant viewing angle when vertically adjusted is guaranteed by a parallel linkage. **Weight-optimized springs counter-balance** the monitor without making any adjustments. All bottom-mounted monitors have the safety feature of a **20° tilt stop**. Individual rotational stops may be integrated in any joint.

To provide the perfect combination of arm and monitor, the CIM articulated height adjustable arm has a simple quarter-turn lock to hold the arm safely in position when removing the monitor. Furthermore the arm is equipped with the unique safety feature of a slow-release gas spring. Should anybody try to remove the monitor before locking the arm in position, the arm will only rise at a slow and even tempo.

SAFETY

Monitor mount

How to create part numbers



1. Choose the arm version required:

H32413	=	extended pivot arm heavy duty
425	=	short height adjustable arm

2. Choose the monitor adaptations required:

A	=	5" plunge plate
G	=	VESA 75/100
PH	=	Philips table top mount
RR	=	infusion pump mount (only with H32413)

3. Choose the mounting side (Y):

9-01L	=	Löwenstein Leon plus, left side
9-01R	=	Löwenstein Leon plus, right side

4. Choose the colour requested for decorative parts (C):

gr	=	RAL 7024 (graphite grey)
bl	=	RAL 5013 (cobalt blue)

5. Colour of the aluminium die-cast parts:

1	=	RAL 9016 (traffic white)
---	---	--------------------------

6. Specify the spring depending on the weight of your monitor/ device - only with height adjustable arms (X):

60	=	2 - 6.5 kg / 4.4 - 14.3 lbs
95	=	6.5 - 9.5 kg / 14.3 - 20.9 lbs

Example

Grounding		01 + 02 Arm version + Monitor adaption		03 Mounting side		04 + 05 Colour		06 Spring tension
LS	-	425A	-	Y	.	C1	-	X
LS	-	425A	-	9-01L	.	bl1	-	95

Bracket and keyboard tray

How to create part numbers



1. Choose the arm version required:

H32413F	=	extended pivot arm heavy duty with W-bracket
425F	=	short height adjustable arm with W-bracket

2. Choose the mounting side (Y):

9-01L	=	Löwenstein Leon plus, left side
9-01R	=	Löwenstein Leon plus, right side

3. Choose the colour requested for decorative parts (C):

gr	=	RAL 7024 (graphite grey)
bl	=	RAL 5013 (cobalt blue)

4. Colour of the aluminium die-cast parts:

1	=	RAL 9016 (traffic white)
---	---	--------------------------

5. Specify the spring depending on the weight of your monitor/ device - only with height adjustable arms (X):

60	=	0 - 5 kg / 0 - 11 lbs
95	=	4 - 8.5 kg / 8.8 - 18.7 lbs





6. Specify the requested size of the keyboard tray (T):



30	=	300 x 210 mm / 11.8 x 8.3"
40	=	400 x 150 mm / 15.7 x 5.9"
50	=	500 x 200 mm / 19.7 x 7.9"
58	=	580 x 200 mm / 22.8 x 7.9"

Example

Grounding		01 Arm version		02 Mounting side		03 + 04 Colour		05 Spring tension		06 Keyboard tray
LS	-	425F	-	Y	.	C1	-	X	-	T
LS	-	425F	-	9-01L	.	bl	-	95	-	30

Load capacity support arm and monitor adaptation

	5" PLUNGE PLATE	VESA 75/100	PHILIPS TABLE TOP MOUNT	INFUSION PUMP MOUNT
				
LEFT AND RIGHT SIDE				
Arm version	H32413A	H32413G	H32413PH	H32413RR
Max. load capacity support arm	11.0 kg / 24.3 lbs	11.0 kg / 24.3 lbs	11.0 kg / 24.3 lbs	14.0 kg / 30.9 lbs
Max. load monitor adaptation	11.0 kg / 24.3 lbs	11.0 kg / 24.3 lbs	11.0 kg / 24.3 lbs	14.0 kg / 30.9 lbs
Product weight	3.0 kg / 6.6 lbs	3.1 kg / 6.8 lbs	2.9 kg / 6.4 lbs	2.5 kg / 5.5 lbs
Arm version	425A	425G	425PH	
Max. load capacity support arm	9.5 kg / 20.9 lbs	9.5 kg / 20.9 lbs	9.5 kg / 20.9 lbs	
Max. load monitor adaptation	9.5 kg / 20.9 lbs	9.5 kg / 20.9 lbs	9.5 kg / 20.9 lbs	
Product weight	3.8 kg / 8.4 lbs	3.8 kg / 8.4 lbs	3.7 kg / 8.2 lbs	

	W-BRACKET	W-BRACKET
		
LEFT AND RIGHT SIDE		
Arm version	H32413F	425F
Max. load capacity support arm	10.5 kg / 23.1 lbs	8.5 kg / 18.7 lbs
Max. load monitor adaptation	10.5 kg / 23.1 lbs	8.5 kg / 18.7 lbs
Product weight *	4.7 - 5.2 kg / 10.4 - 11.5 lbs	5.3 - 5.8 kg / 11.7 - 12.8 lbs

*) Product weight varies depending on the size of the keyboard tray.

Keyboard with fold-up function available on request. The overall weight capacity of the fold-up version may be less due to the higher weight of the Z-bracket and fold-up keyboard tray.

Monitor mount

Extended pivot arm heavy duty



Monitor adaption, weights & loads see page 7

Mounting side Y see page 5

Colours to choose C decorative parts RAL 5013 cobalt blue / RAL 7024 graphite grey
aluminum parts RAL 9016 traffic white

Part numbers

LS-H32413A-Y.C1	5" plunge plate
LS-H32413G-Y.C1	VESA 75/100
LS-H32413PH-Y.C1	Philips table top mount
LS-H32413RR-Y.C1	infusion pump mount

NOTE: The arm can be mounted either on the left or right side of the anaesthesia machine.



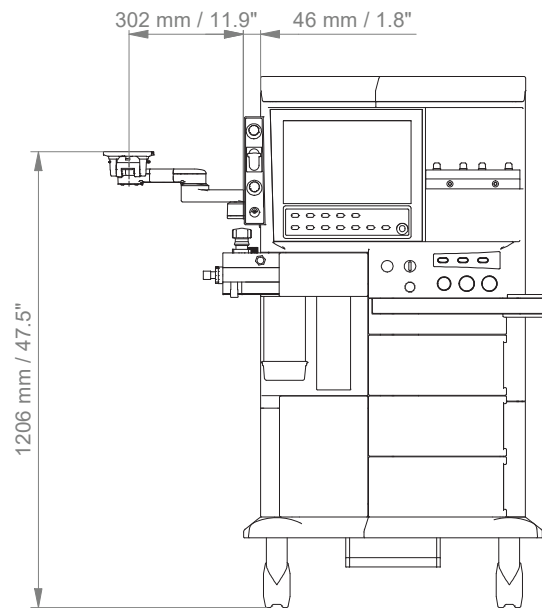
Illustration shown with 5" plunge plate

Monitor mount

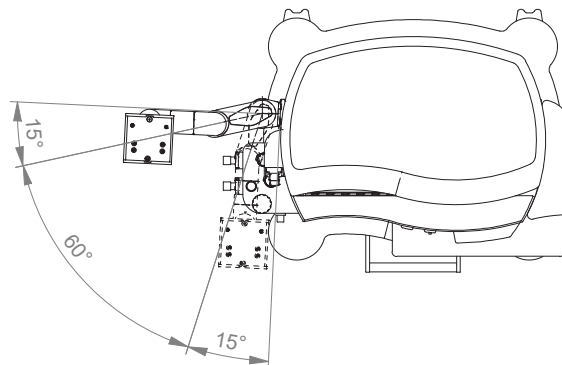
Extended pivot arm heavy duty

Technical data

FRONT VIEW



TOP VIEW



Monitor mount

Short height adjustable arm



MD

Monitor adaption, weights & loads

see page 7

Mounting side Y

see page 5

Colours to choose C

decorative parts RAL 5013 cobalt blue / RAL 7024 graphite grey
aluminum parts RAL 9016 traffic white

Height adjustment

slow-flowing spring, parallel linkage for a constant viewing angle

Balancing range X

600 N (2 - 6.5 kg / 4.4 - 14.3 lbs); 950 N (6.5 - 9.5 kg / 14.3 - 20.9 lbs) (X)

Part numbers

LS-425A-Y.C1_X	5" plunge plate
LS-425G-Y.C1_X	VESA 75/100
LS-425PH-Y.C1_X	Philips table top mount

NOTE: The arm can be mounted either on the left or right side of the anaesthesia machine.

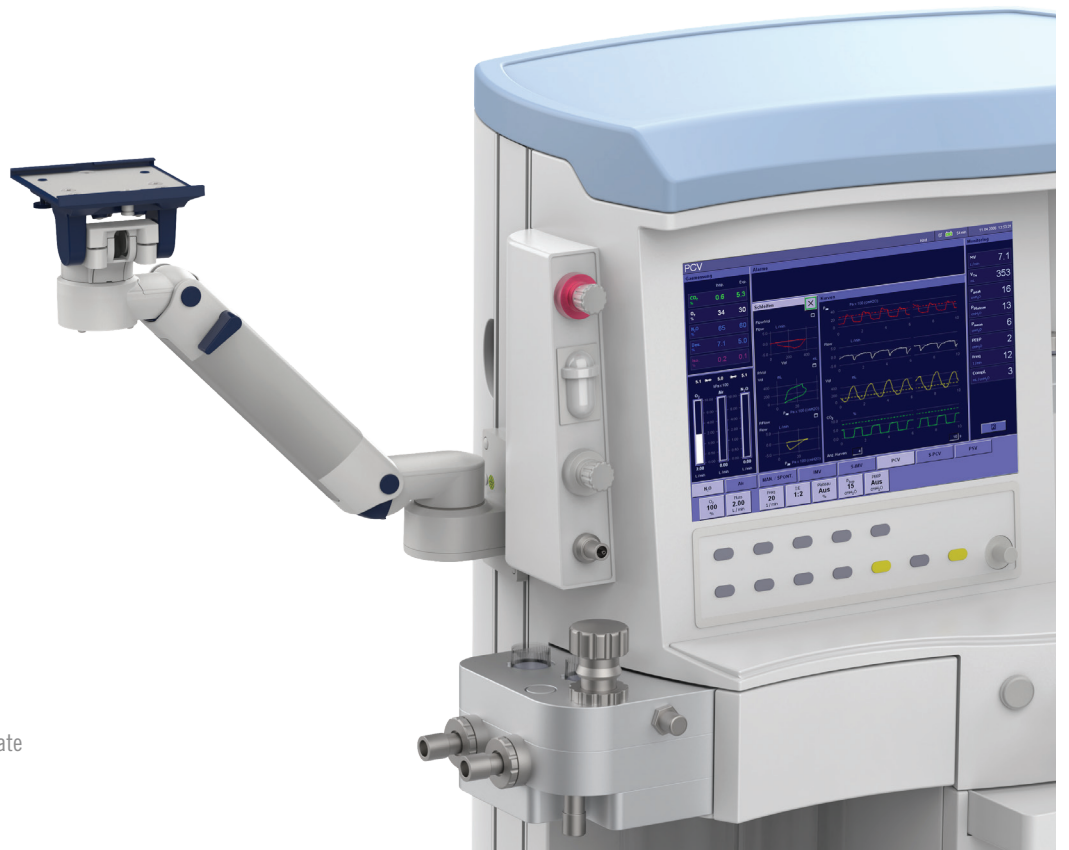


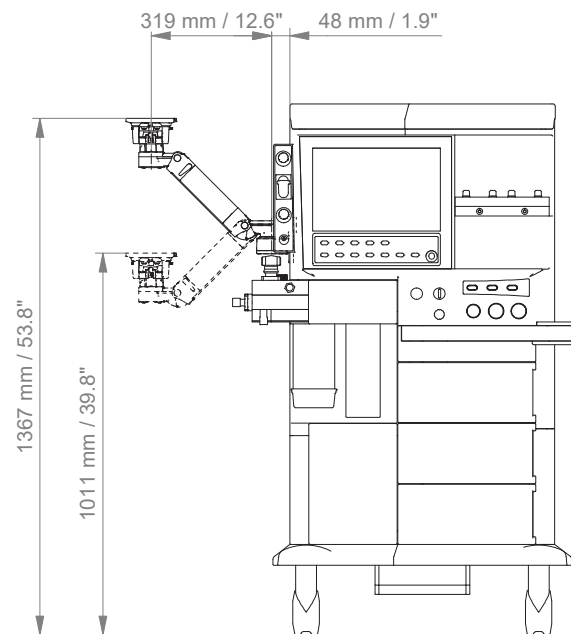
Illustration shown with 5" plunge plate

Monitor mount

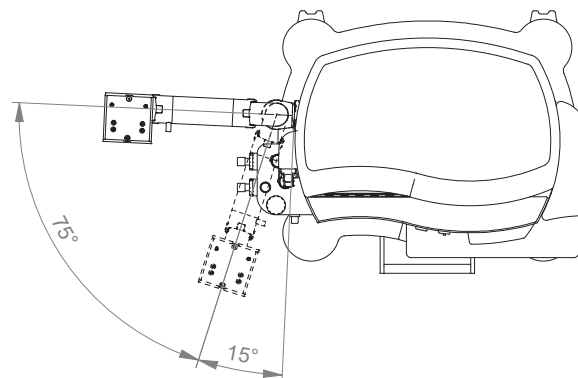
Short height adjustable arm

Technical data

FRONT VIEW



TOP VIEW



Bracket and keyboard tray

Extended pivot arm heavy duty with W-bracket



Monitor/ keyboard adaption W-bracket VESA 75/100 and keyboard / mouse tray bracket with keyboard fold-up funktion on request

Weights & loads see page 7

Mounting side Y see page 6

Colours to choose C decorative parts RAL 5013 cobalt blue / RAL 7024 graphite grey
aluminum parts RAL 9016 traffic white

Keyboard tray dimension T 300 x 210 mm, 400 x 150 mm, 500 x 200 mm, 580 x 200 mm
11.8 x 8.3", 15.7 x 5.9", 19.7 x 7.9", 22.8 x 7.9" (T)

Part number LS-H32413F-Y.C1_T

NOTE: The arm can be mounted either on the left or right side of the anaesthesia machine.

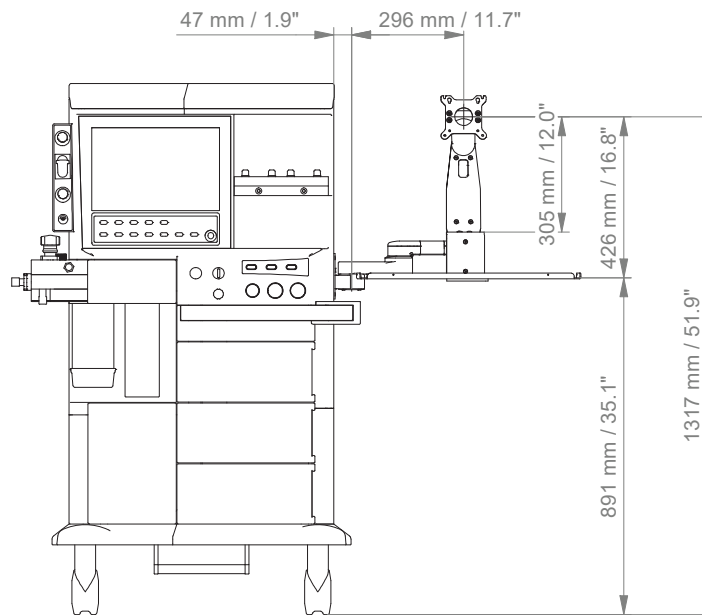


Bracket and keyboard tray

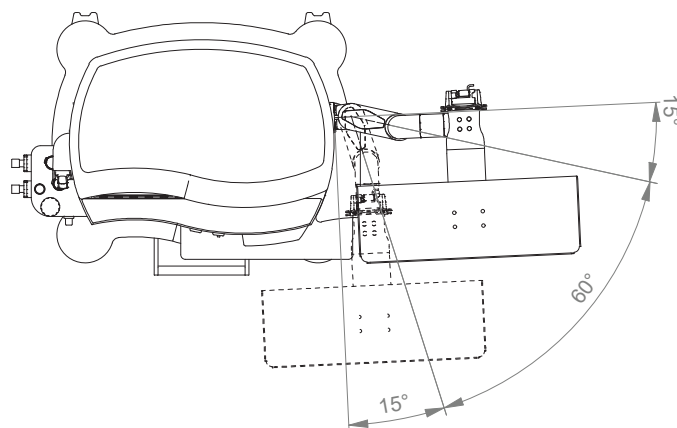
Extended pivot arm heavy duty with W-bracket

Technical data

FRONT VIEW



TOP VIEW



Bracket and keyboard tray

Short height adjustable arm with W-bracket



Monitor/ keyboard adaption W-bracket VESA 75/100 and keyboard / mouse tray bracket with keyboard fold-up funktion on request

Weights & loads see page 7

Mounting side Y see page 6

Colours to choose C decorative parts RAL 5013 cobalt blue / RAL 7024 graphite grey
aluminum parts RAL 9016 traffic white


Balancing range X 600 N (0 - 5 kg / 0 - 11 lbs); 950 N (4 - 8.5 kg / 8.8 - 18.7 lbs)

Keyboard tray dimension T 300 x 210 mm, 400 x 150 mm, 500 x 200 mm, 580 x 200 mm
11.8 x 8.3", 15.7 x 5.9", 19.7 x 7.9", 22.8 x 7.9"

Part number LS-425F-Y.C1_X_T



NOTE: The arm can be mounted either on the left or right side of the anaesthesia machine.

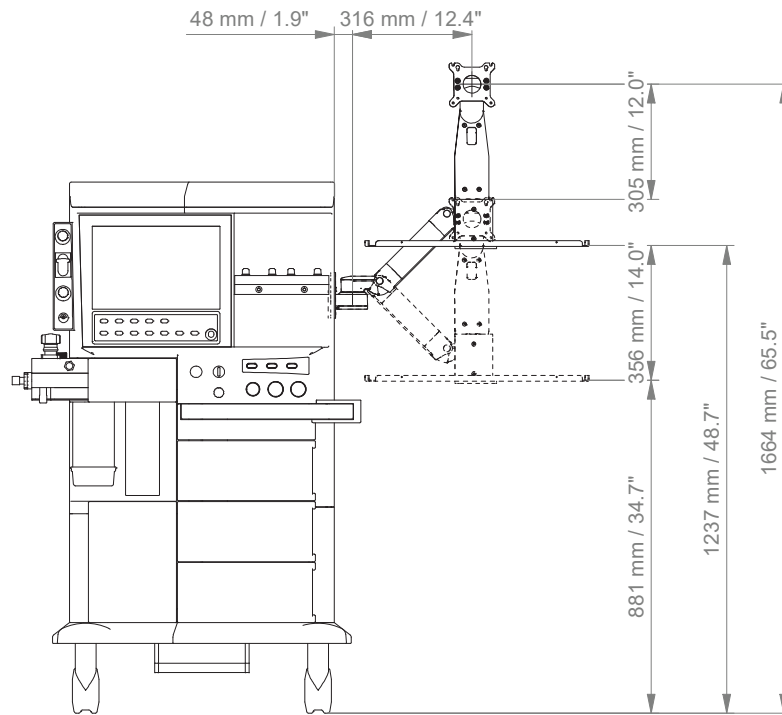


Bracket and keyboard tray

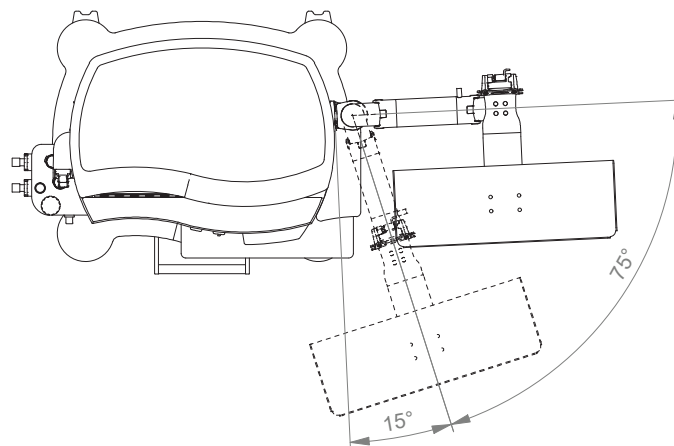
Short height adjustable arm with W-bracket

Technical data

FRONT VIEW



TOP VIEW





CIM med GmbH

Euro-Industriepark
Margot-Kalinke-Str. 9
80939 Munich / Germany

T +49 89. 978 94 08-0

CIM med Inc.

University Executive Park
301 McCullough Drive, Suite 400
Charlotte NC, 28262 / USA

T +1 704 221 0721

info@cim-med.com
www.cim-med.com

